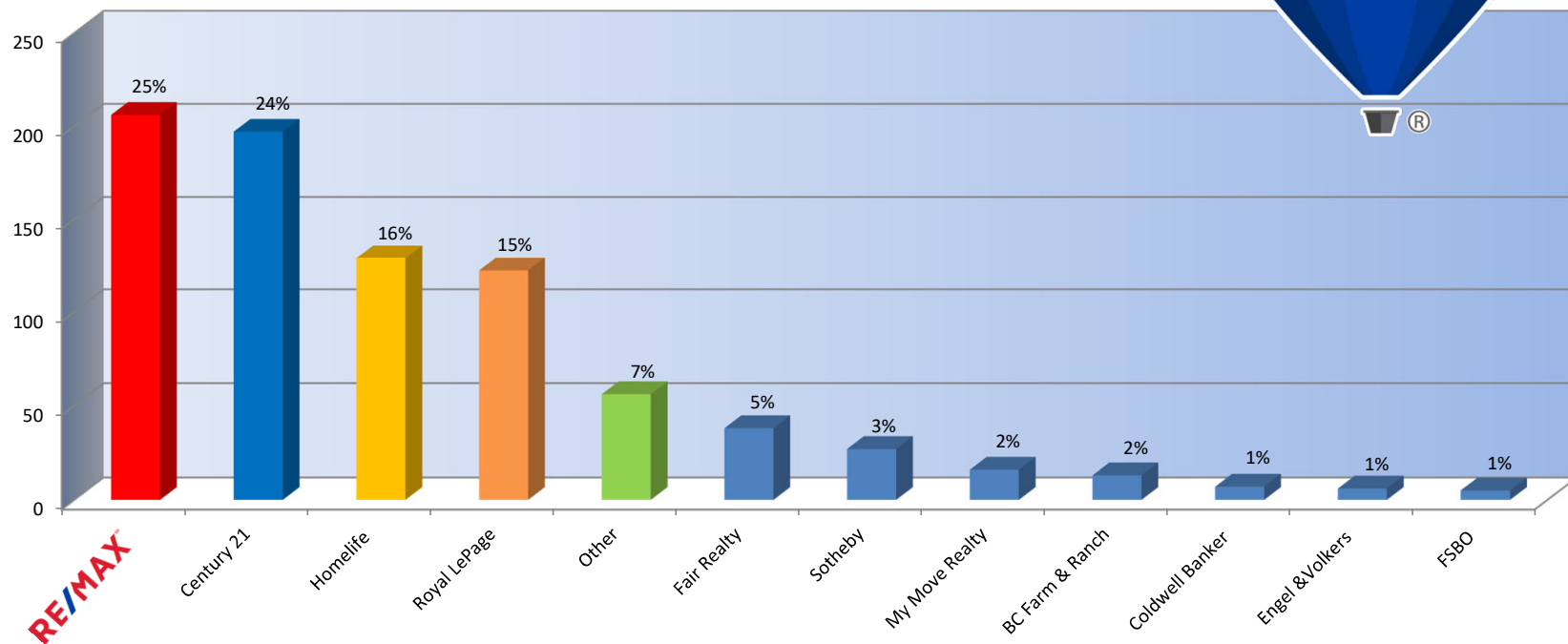


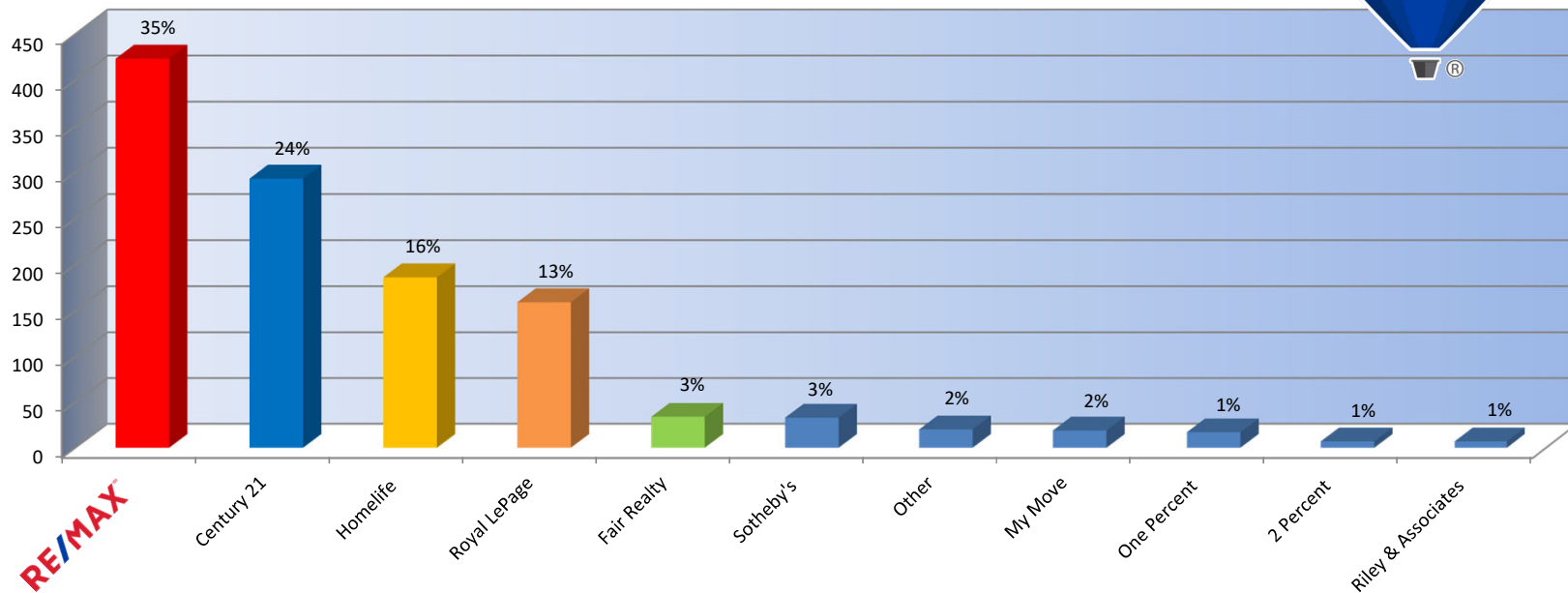
MARKET SHARE
OMREB MLS SHUSWAP REVELSTOKE DIVISION
ACTIVE LISTINGS
JANUARY 1-31, 2019



ACTIVE LISTINGS:

REB: Okanagan Mainline Real Estate Board: Search Criteria: Listing Cross Property; Active; OMREB; Sold Date. Percentages
Rounded to whole number/information deemed reliable but cannot be guaranteed.

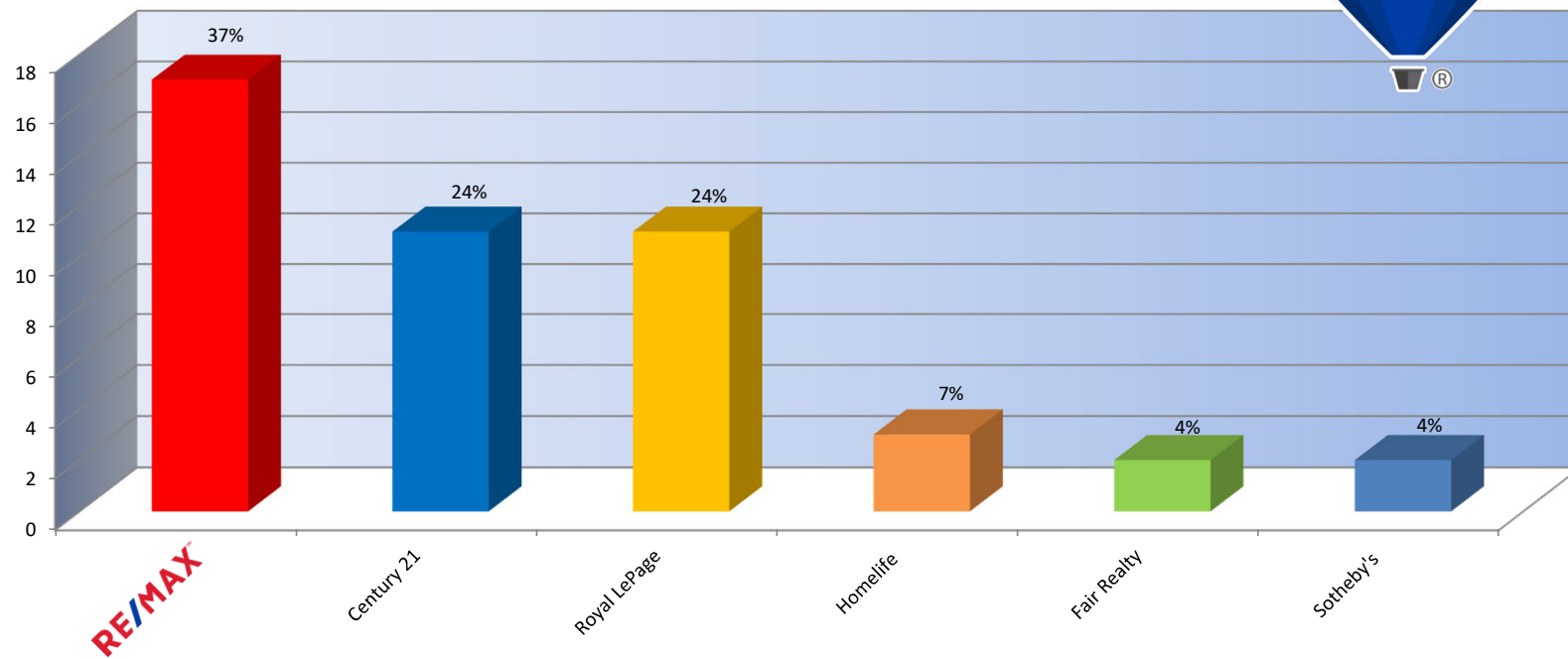
MARKET SHARE
OMREB MLS SHUSWAP REVELSTOKE DIVISION
PROPERTIES SOLD LAST 12 MONTHS
FEBRUARY 1, 2018 TO JANUARY 31, 2019



PROPERTIES SOLD LAST 12 MONTHS:

REB: Okanagan Mainline Real Estate Board: Search Criteria: Listing Cross Property; Sold; OMREB; Shuswap Revelstoke Sold Date 2/1/2018-1/31/2019; Sold=List End or Sell End/Percentages rounded to whole number/Information deemed reliable but cannot be guaranteed. *OTHER brokerages represent brokerages with less than 5 total ends in the period.

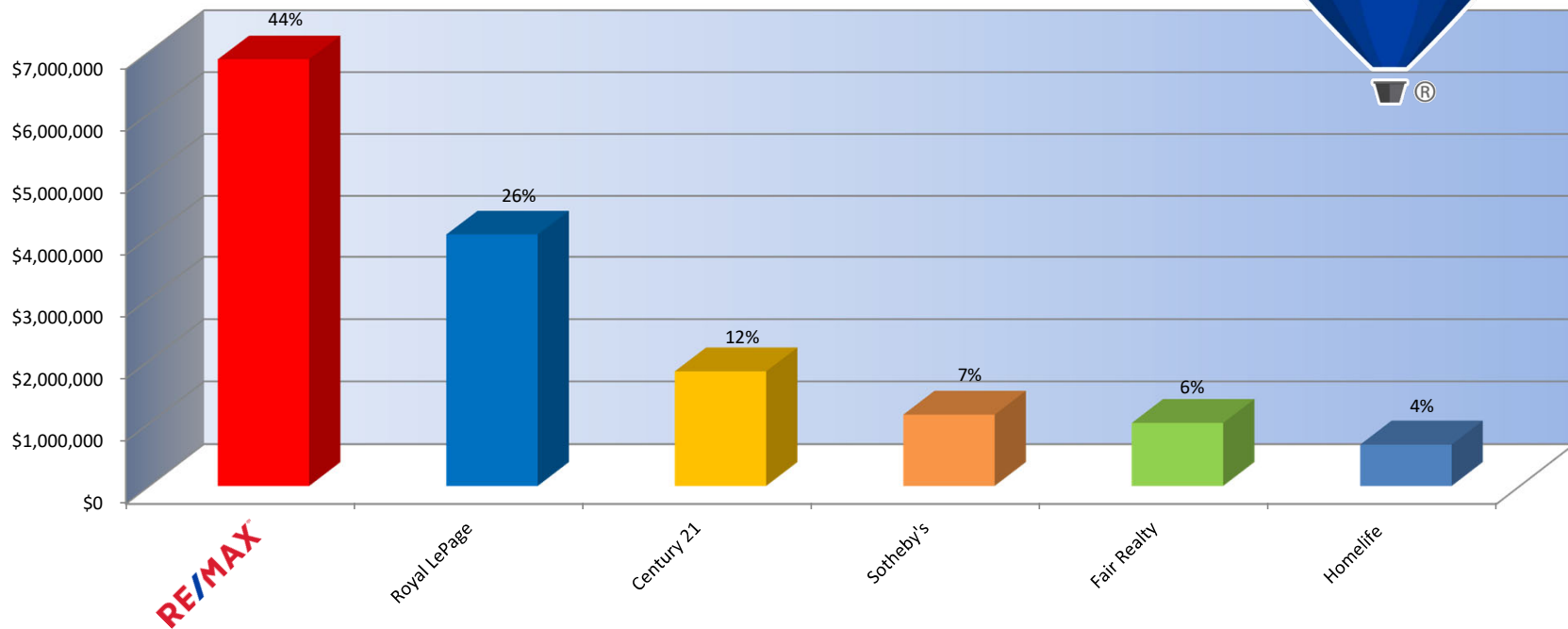
MARKET SHARE
OMREB MLS SHUSWAP REVELSTOKE DIVISION
PROPERTIES SOLD MONTHLY
JANUARY 1-31, 2019



PROPERTIES SOLD MONTHLY:

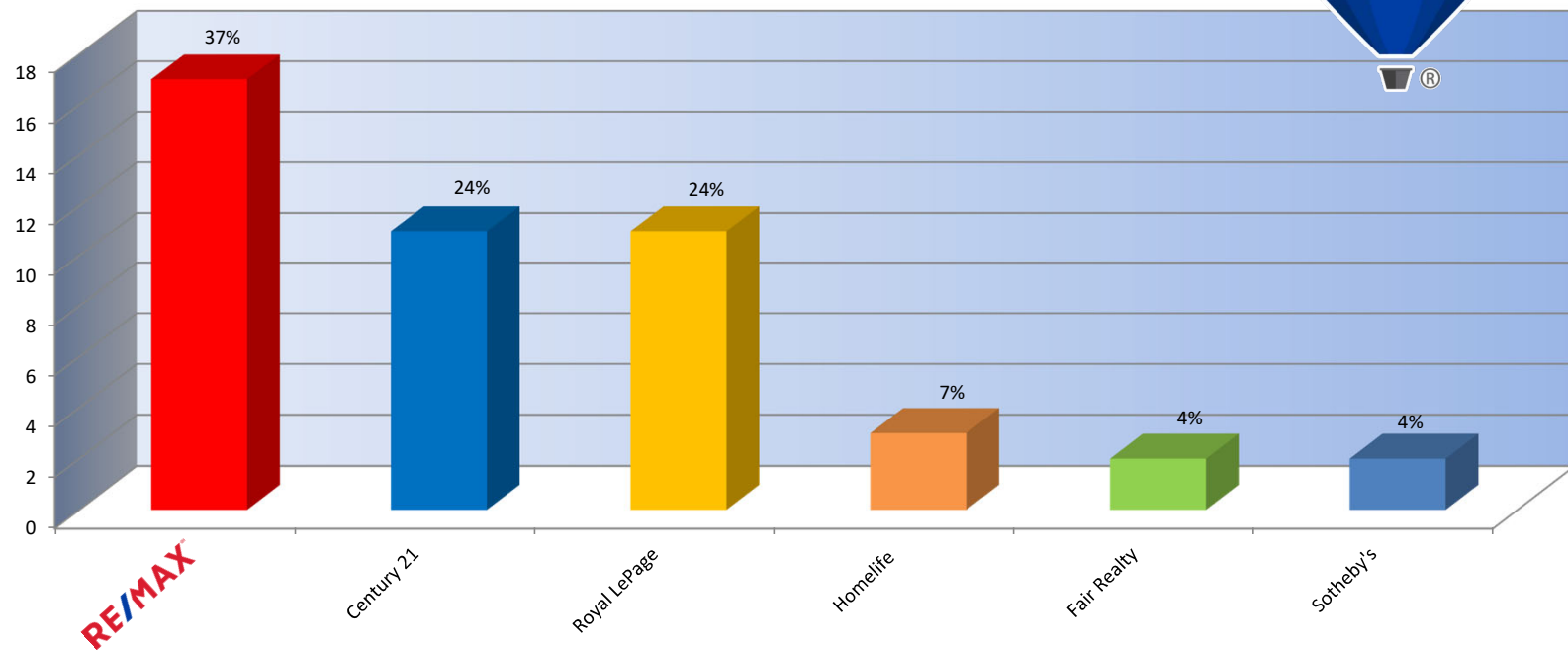
REB: Okanagan Mainline Real Estate Board: Search Criteria: Listing Cross Property; Sold; OMREB; Sold Date 1/1/2019-1/31/2019
Sold=List End or Sell End/Percentages rounded to whole number/Information deemed reliable but cannot be guaranteed

MARKET SHARE
OMREB MLS SHUSWAP REVELSTOKE DIVISION
SALES BY DOLLAR VOLUME MONTHLY
JANUARY 1-31, 2019



SALES BY DOLLAR VOLUME MONTHLY:
REB: Okanagan Mainline Real Estate Board: Search Criteria: Listing Cross Property; Sold; OMREB; Shuswap Revelstoke/
Sold Date 1/1/2019-1/31/2019 volumes rounded to the nearest dollar. Half of each sale attributed to listing brokerage and half to selling
brokerage/Leases excluded/Percentages rounded whole number. Information deemed reliable but cannot be guaranteed

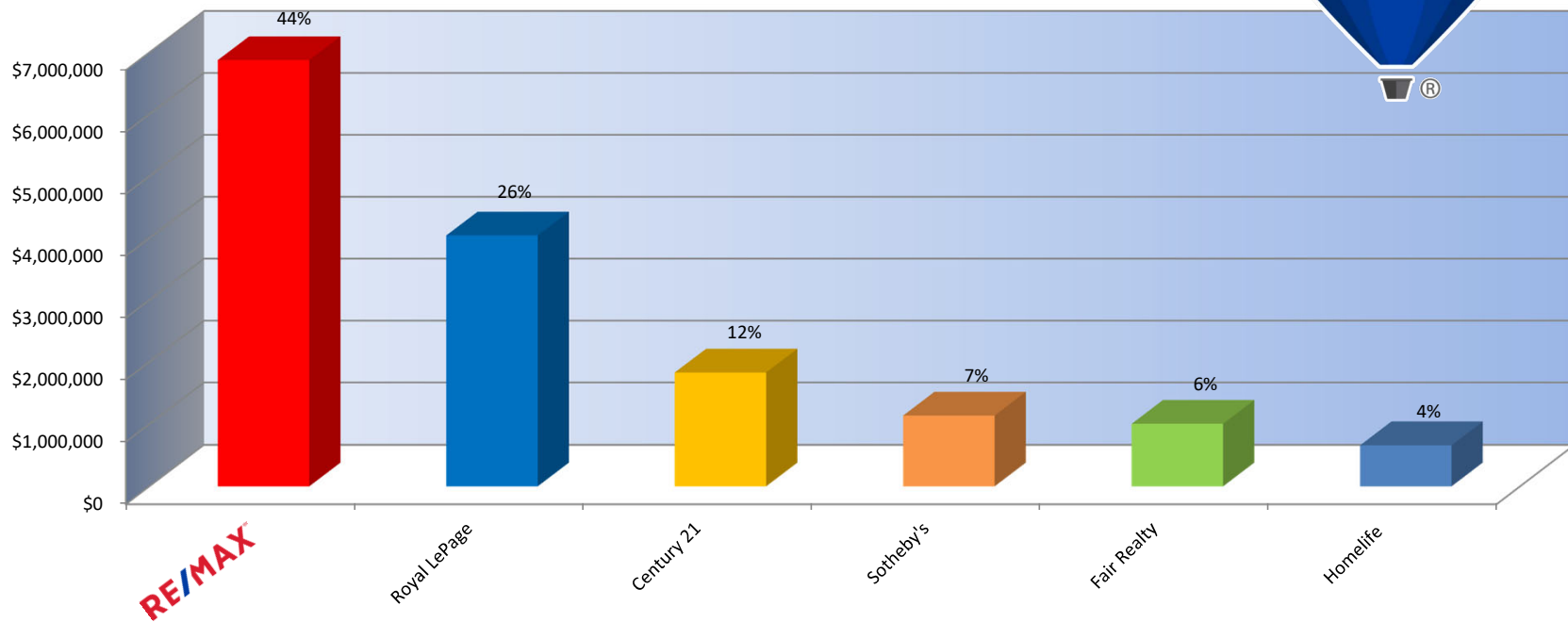
MARKET SHARE
OMREB MLS SHUSWAP REVELSTOKE DIVISION
PROPERTIES SOLD YEAR TO DATE
JANUARY 1 TO JANUARY 31, 2019



PROPERTIES SOLD YEAR TO DATE:

REB: Okanagan Mainline Real Estate Board: Search Criteria: Listing Cross Property; Sold; OMREB; Shuswap Revelstoke/ Sold Date
1/1/2019-1/31/2019 Sold=List End or Sell End/ Percentages rounded to whole number/Information deemed reliable but cannot be
guaranteed.

MARKET SHARE
OMREB MLS SHUSWAP REVELSTOKE DIVISION
SALES BY DOLLAR VOLUME - YEAR TO DATE
JANUARY 1 - JANUARY 31, 2019



SALES BY DOLLAR VOLUME YEAR TO DATE:

REB: Okanagan Mainline Real Estate Board: Search Criteria: Listing Cross Property; Sold; OMREB; Shuswap Revelstoke Sold Date 1/1/2019-1/31/2019; volumes rounded to the nearest dollar. Half of each sale attributed to listing brokerage and half to selling brokerage/Leases excluded/Percentages rounded to whole number /Information deemed reliable but cannot be guaranteed.