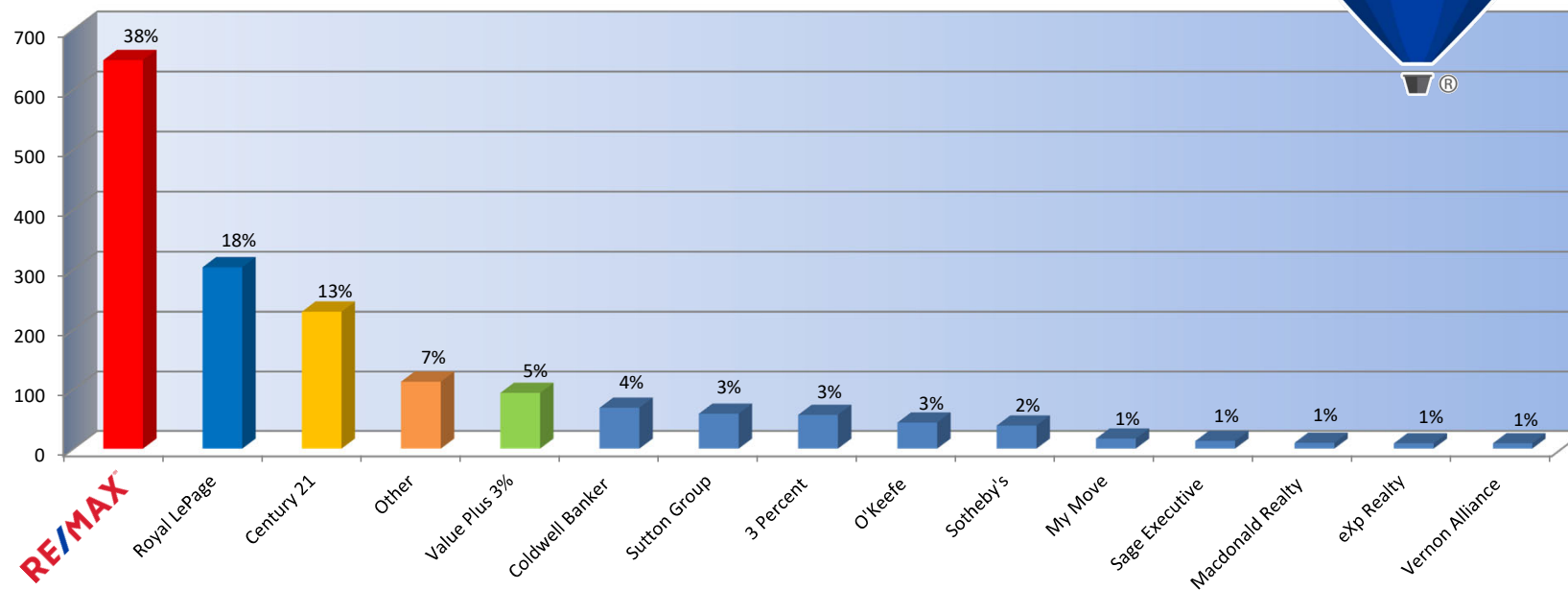


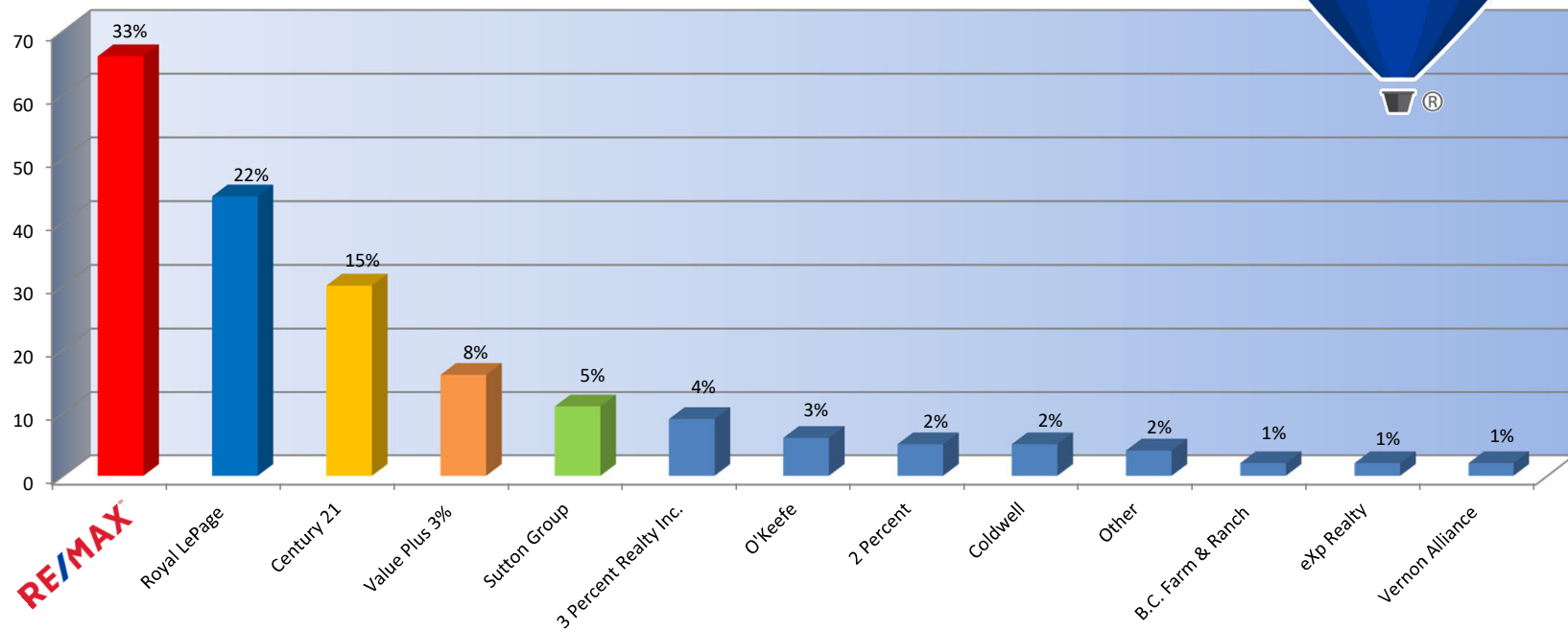
MARKET SHARE
OMREB MLS NORTH OKANAGAN DIVISION
ACTIVE LISTINGS
JUNE 1-30, 2019



ACTIVE LISTINGS:

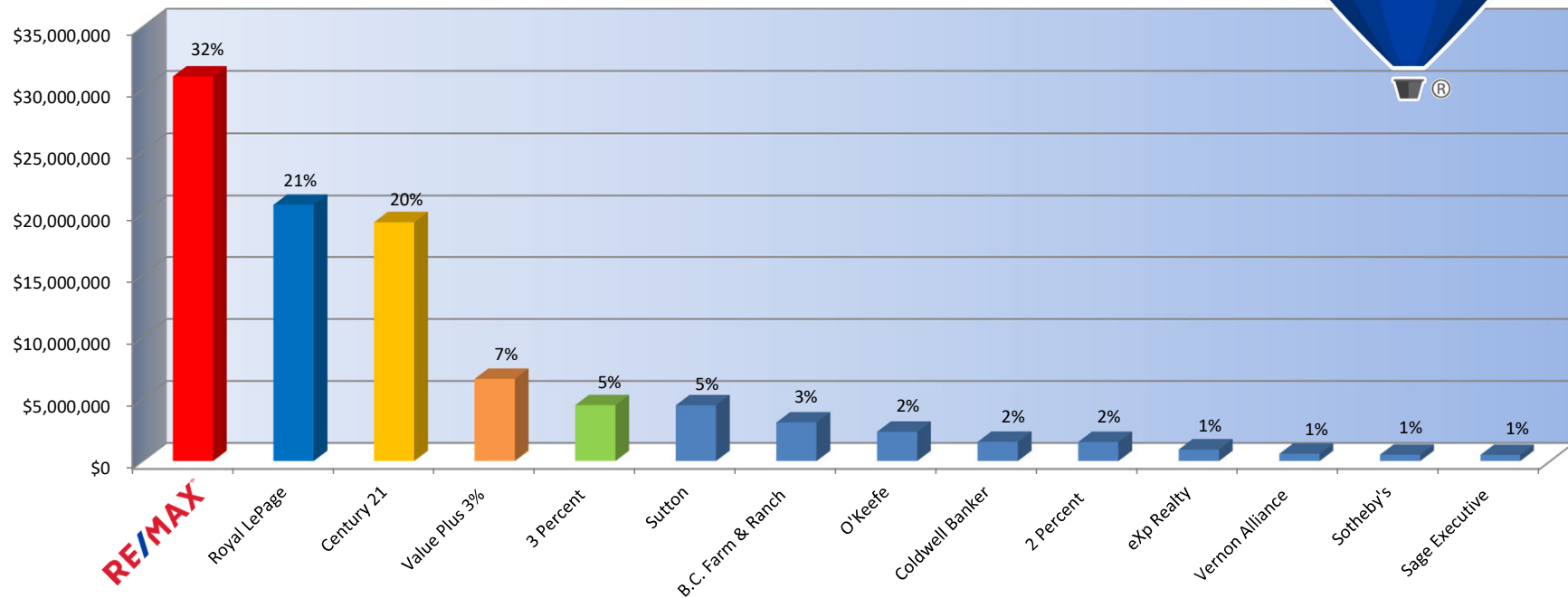
REB: Okanagan Mainline Real Estate Board: Search Criteria: Listing Cross Property; Active; OMREB; North Okanagan ; Percentages rounded to whole number/Information deemed reliable but cannot be guaranteed.

MARKET SHARE
OMREB MLS NORTH OKANAGAN DIVISION
PROPERTIES SOLD MONTHLY
JUNE 1-30, 2019



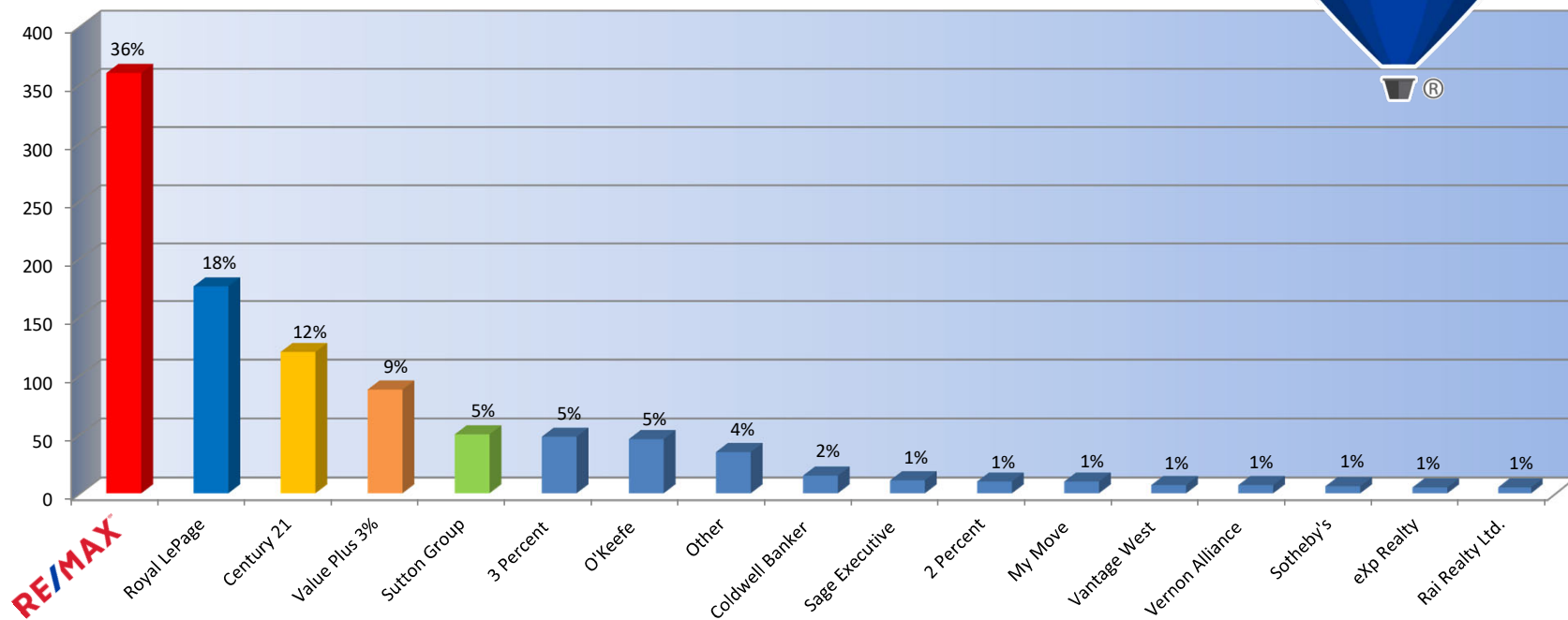
PROPERTIES SOLD MONTHLY:
REB: Okanagan Mainline Real Estate Board; Search Criteria: Listing Cross Property; Sold; OMREB; North Okanagan;
Sold Date 6/1/2019-6/30/2019 Sold=List End or Sell End/Percentages rounded to whole number/Information deemed reliable but
cannot be guaranteed

MARKET SHARE
OMREB MLS NORTH OKANAGAN DIVISION
SALES BY DOLLAR VOLUME MONTHLY
JUNE 1-30, 2019



SALES BY DOLLAR VOLUME MONTHLY:
REB: Okanagan Mainline Real Estate Board: Search Criteria: Listing Cross Property; Sold; OMREB; North Okanagan/ Sold Date
6/1/2019-6/30/2019 volumes rounded to the nearest dollar. Half of each sale attributed to listing brokerage and half to selling
brokerage/Leases excluded/Percentages rounded whole number. Information deemed reliable but cannot be guaranteed

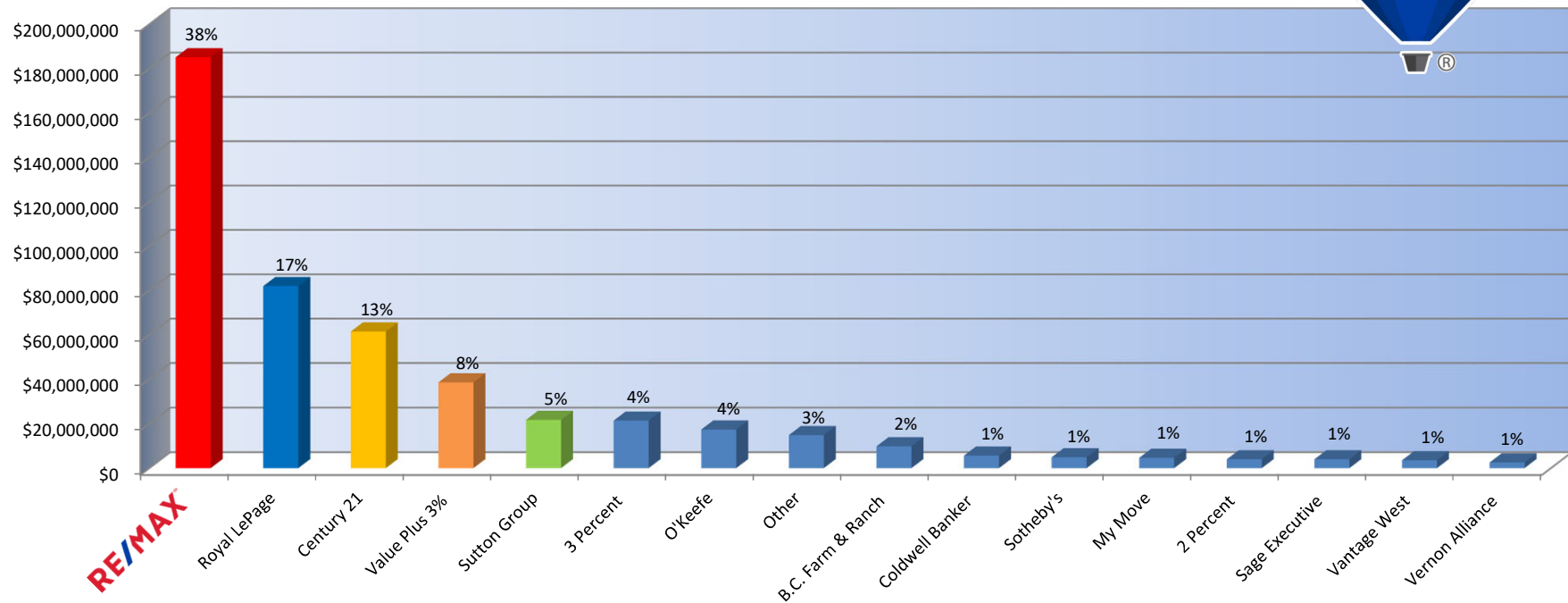
MARKET SHARE
OMREB MLS NORTH OKANAGAN DIVISION
PROPERTIES SOLD YEAR TO DATE
JANUARY 1 TO JUNE 30, 2019



PROPERTIES SOLD YEAR TO DATE:

REB: Okanagan Mainline Real Estate Board: Search Criteria: Listing Cross Property; Sold; OMREB; North Okanagan/ Sold Date 1/1/2019-6/30/2019 Sold=List End or Sell End/ Percentages rounded to whole number/Information deemed reliable but cannot be guaranteed.

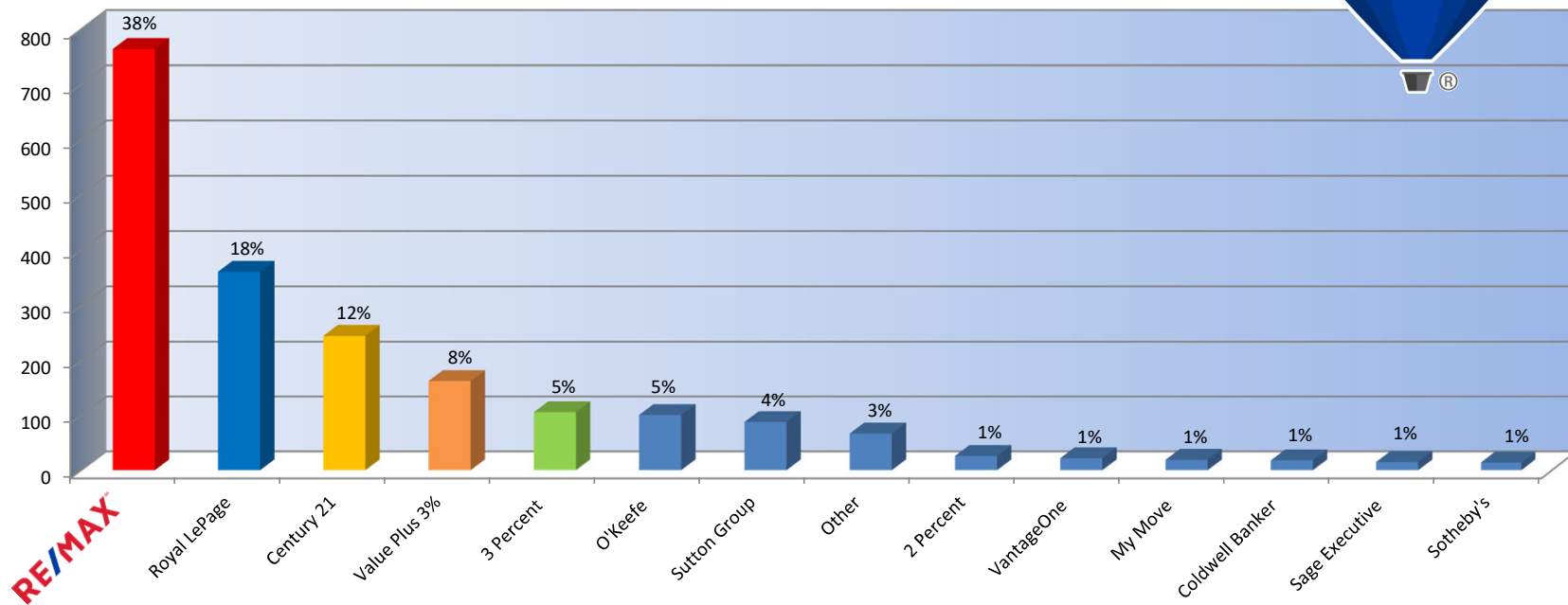
MARKET SHARE
OMREB MLS NORTH OKANAGAN DIVISION
SALES BY DOLLAR VOLUME - YEAR TO DATE
JANUARY 1 TO JUNE 30, 2019



SALES BY DOLLAR VOLUME YEAR TO DATE:

REB: Okanagan Mainline Real Estate Board: Search Criteria: Listing Cross Property; Sold; OMREB; North Okanagan Sold Date 1/1/2019-6/30/2019; volumes rounded to the nearest dollar. Half of each sale attributed to listing brokerage and half to selling brokerage/Leases excluded/Percentages rounded to whole number /Information deemed reliable but cannot be guaranteed.

MARKET SHARE
OMREB MLS NORTH OKANAGAN DIVISION
PROPERTIES SOLD LAST 12 MONTHS
JULY 1, 2018 TO JUNE 30, 2019



PROPERTIES SOLD LAST 12 MONTHS:

REB: Okanagan Mainline Real Estate Board: Search Criteria: Listing Cross Property; Sold; OMREB; North Okanagan ; Sold Date 7/1/2018-6/30/2019; Sold=List End or Sell End/Percentages rounded to whole number/Information deemed reliable but cannot be guaranteed. *OTHER brokerages represent brokerages with less than 5 total ends in the period.