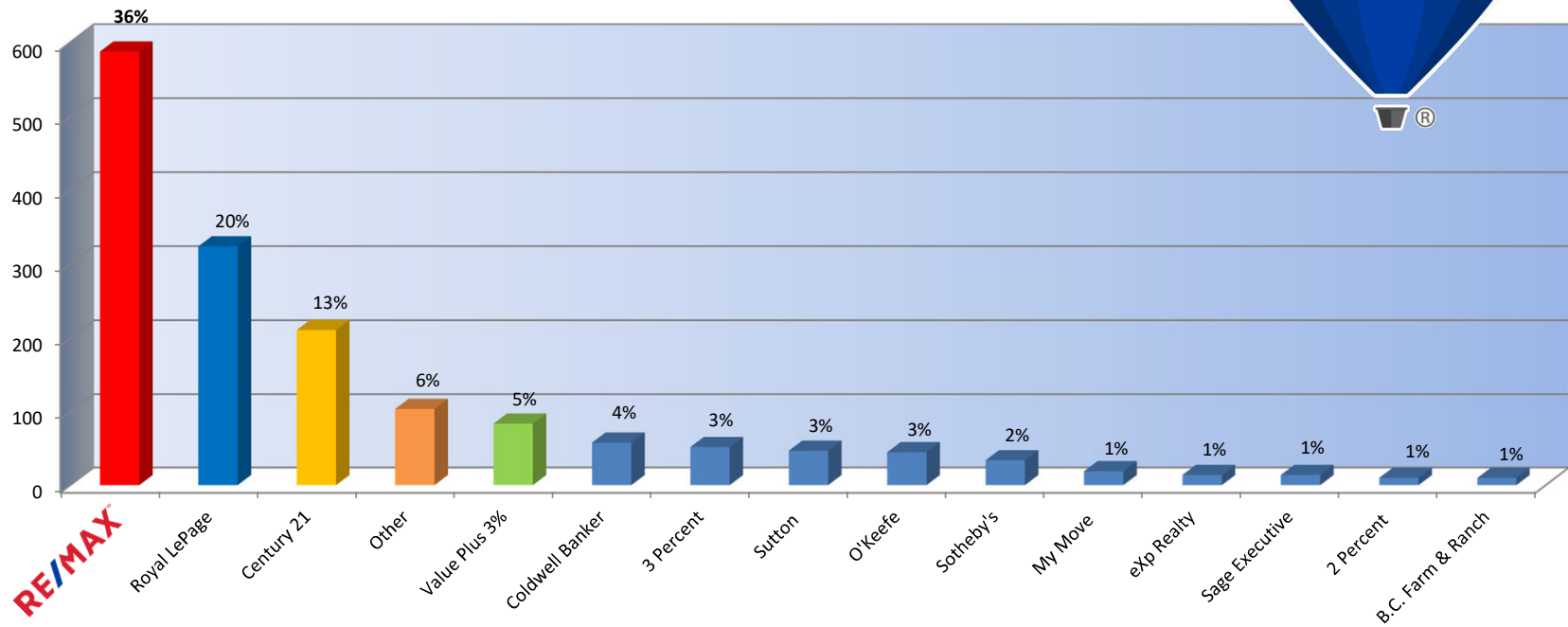


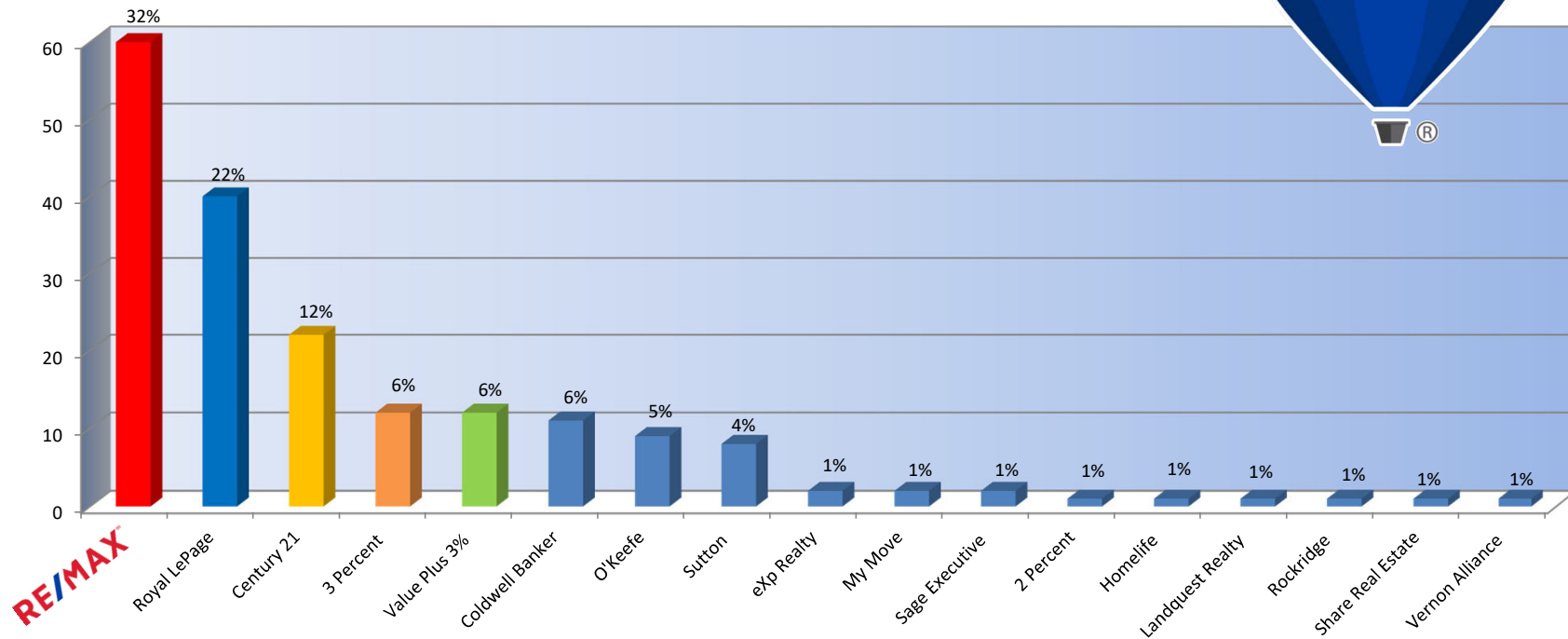
MARKET SHARE  
OMREB MLS NORTH OKANAGAN DIVISION  
ACTIVE LISTINGS  
SEPTEMBER 1-30, 2019



ACTIVE LISTINGS:

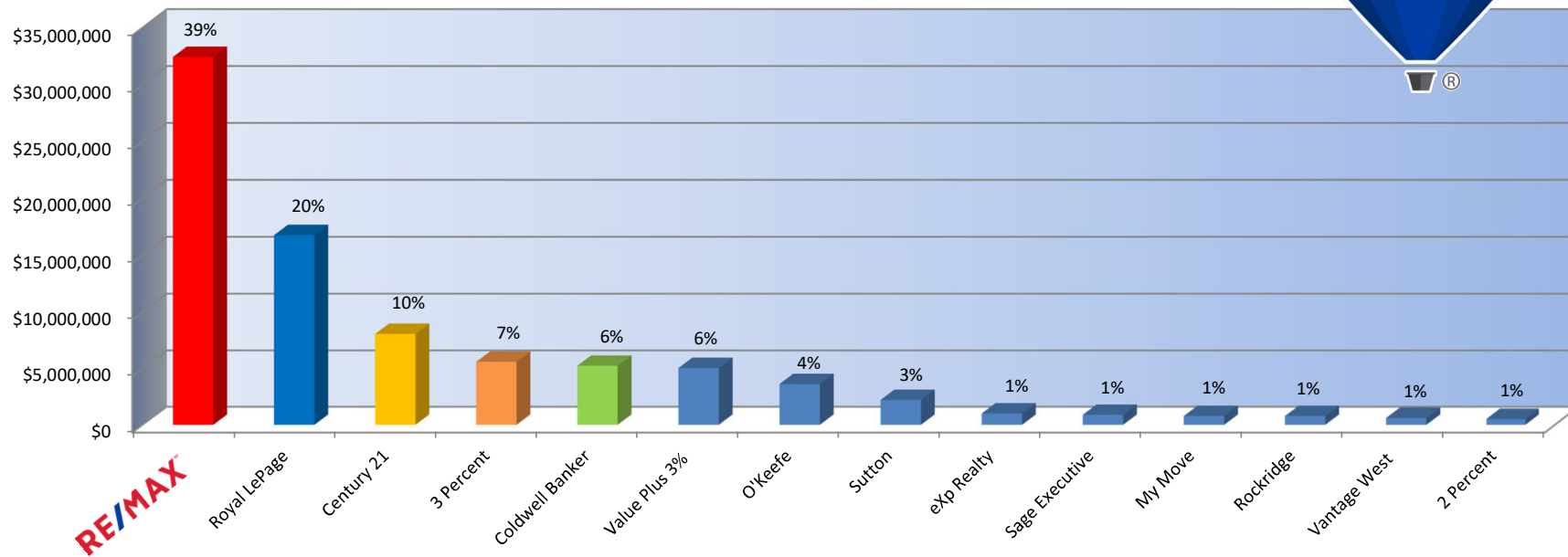
REB: Okanagan Mainline Real Estate Board: Search Criteria: Listing Cross Property; Active; OMREB; North Okanagan; Percentages rounded to whole number/Information deemed reliable but cannot be guaranteed.

MARKET SHARE  
OMREB MLS NORTH OKANAGAN DIVISION  
PROPERTIES SOLD MONTHLY  
SEPTEMBER 1-30, 2019



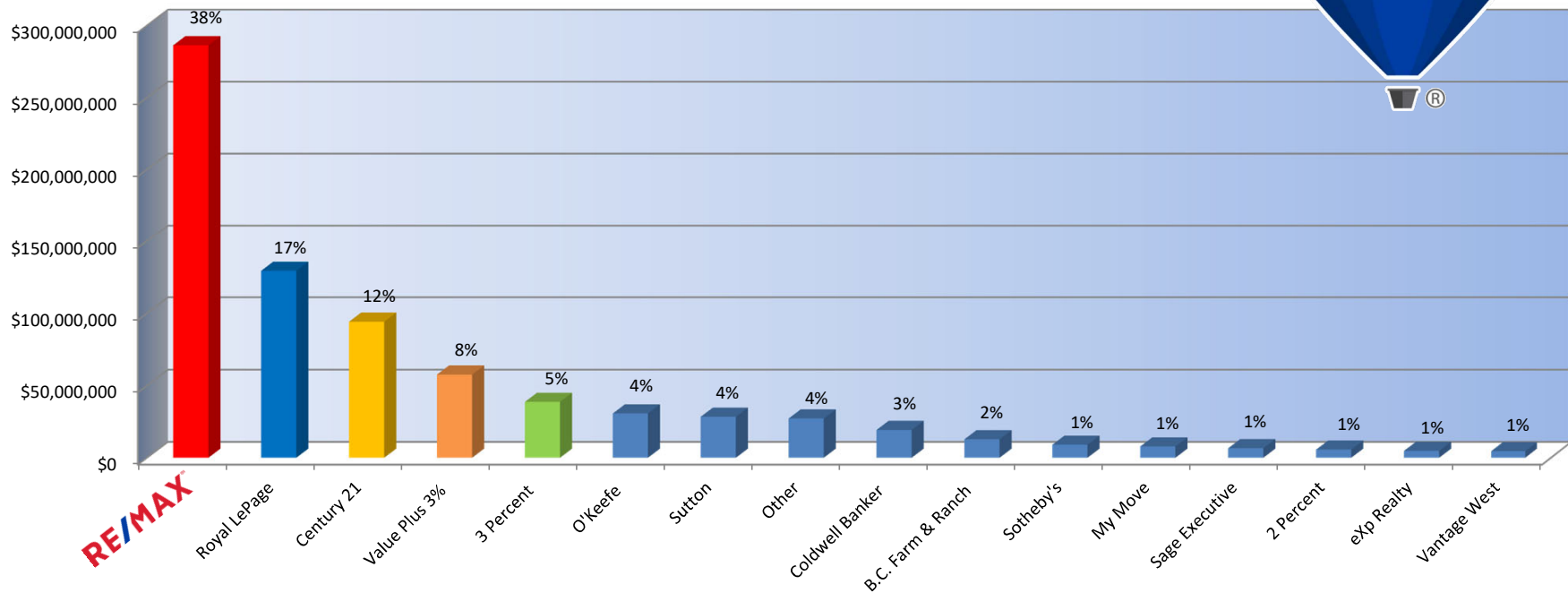
PROPERTIES SOLD MONTHLY:  
REB: Okanagan Mainline Real Estate Board: Search Criteria: Listing Cross Property; Sold; OMREB; North Okanagan; Sold Date 9/1/2019-9/30/2019 Sold=List End or Sell End/Percentages rounded to whole number/Information deemed reliable but cannot be guaranteed

MARKET SHARE  
OMREB MLS NORTH OKANAGAN DIVISION  
SALES BY DOLLAR VOLUME MONTHLY  
SEPTEMBER 1-30, 2019



SALES BY DOLLAR VOLUME MONTHLY:  
REB: Okanagan Mainline Real Estate Board: Search Criteria: Listing Cross Property; Sold; OMREB; North Okanagan/ Sold Date  
9/1/2019-9/30/2019 volumes rounded to the nearest dollar. Half of each sale attributed to listing brokerage and half to selling  
brokerage/Leases excluded/Percentages rounded whole number. Information deemed reliable but cannot be guaranteed

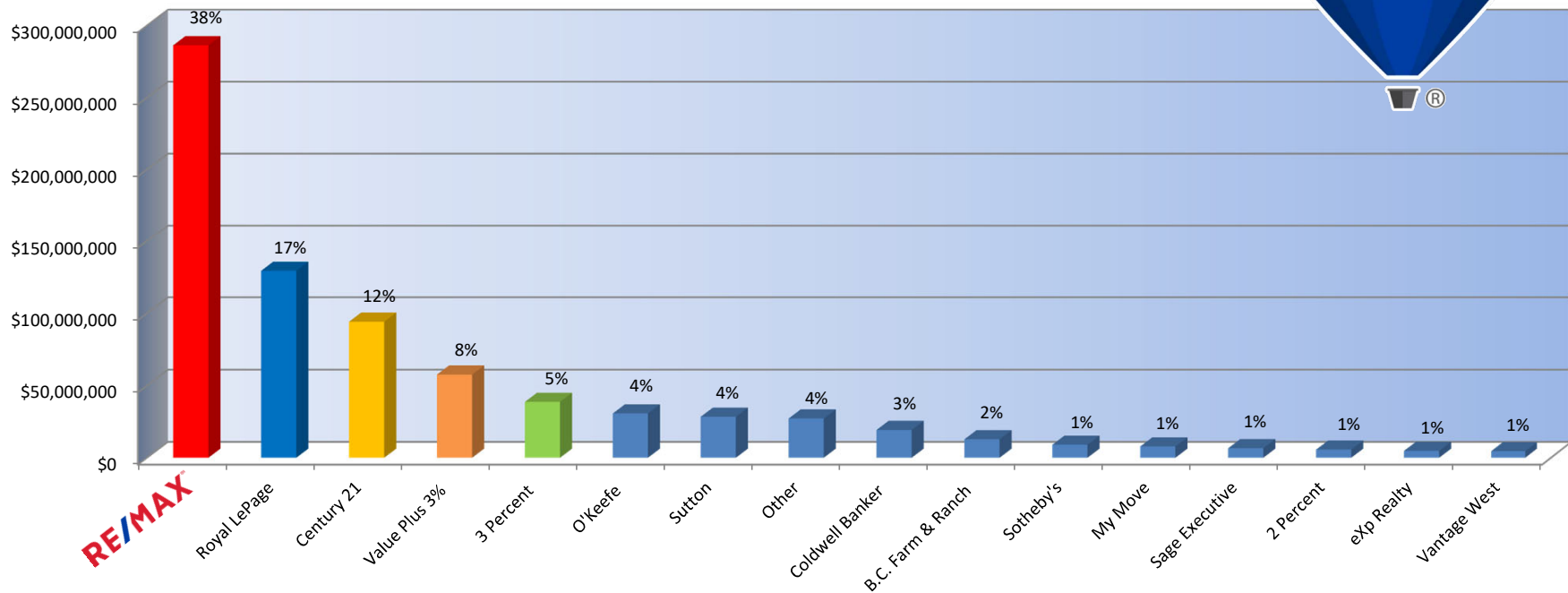
MARKET SHARE  
OMREB MLS NORTH OKANAGAN DIVISION  
SALES BY DOLLAR VOLUME - YEAR TO DATE  
JANUARY 1 TO SEPTEMBER 30, 2019



SALES BY DOLLAR VOLUME YEAR TO DATE:

REB: Okanagan Mainline Real Estate Board: Search Criteria: Listing Cross Property; Sold; OMREB; North Okanagan Sold Date 1/1/2019-9/30/2019; volumes rounded to the nearest dollar. Half of each sale attributed to listing brokerage and half to selling brokerage/Leases excluded/Percentages rounded to whole number /Information deemed reliable but cannot be guaranteed.

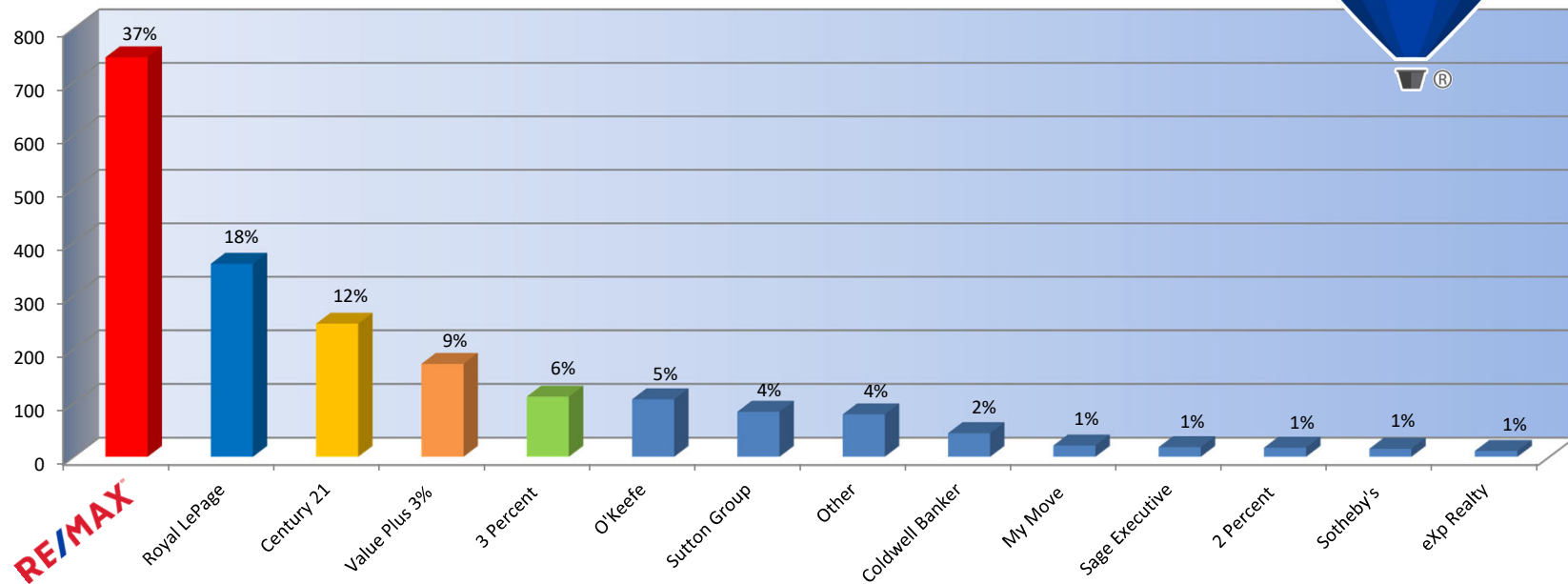
MARKET SHARE  
OMREB MLS NORTH OKANAGAN DIVISION  
SALES BY DOLLAR VOLUME - YEAR TO DATE  
JANUARY 1 TO SEPTEMBER 30, 2019



SALES BY DOLLAR VOLUME YEAR TO DATE:

REB: Okanagan Mainline Real Estate Board: Search Criteria: Listing Cross Property; Sold; OMREB; North Okanagan Sold Date 1/1/2019-9/30/2019; volumes rounded to the nearest dollar. Half of each sale attributed to listing brokerage and half to selling brokerage/Leases excluded/Percentages rounded to whole number /Information deemed reliable but cannot be guaranteed.

MARKET SHARE  
OMREB MLS NORTH OKANAGAN DIVISION  
PROPERTIES SOLD LAST 12 MONTHS  
OCTOBER 1, 2018 TO SEPTEMBER 30, 2019



PROPERTIES SOLD LAST 12 MONTHS:

REB: Okanagan Mainline Real Estate Board; Search Criteria: Listing Cross Property; Sold; OMREB; North Okanagan ; Sold Date 10/1/2018-9/30/2019; Sold=List End or Sell End/Percentages rounded to whole number/Information deemed reliable but cannot be guaranteed. \*OTHER brokerages represent brokerages with less than 5 total ends in the period.